



CHHATNA CHANDIDAS MAHAVIDYALAYA

(Affiliated to Bankura University)

P.O.- Chhatna ↔ Dist.:- Bankura ↔ West Bengal ↔ Pin- 722 132

www.ccmv.in, e-mail : ccmvoffice@gmail.com

Mob : 9434521209 / 9475585518

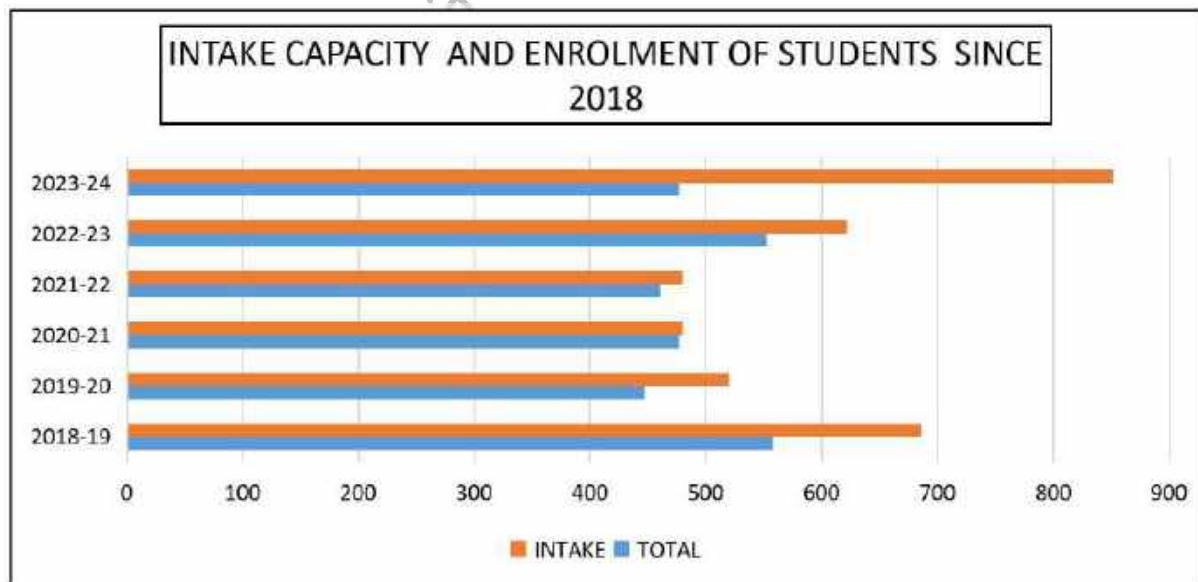
Office : 03242-201125, 7001138398, 9007933805

REPORT ON STUDENTS' ENROLMENT SINCE 2018

INTAKE CAPACITY AND STUDENT ENROLLED SINCE 2018

YEARS	TOTAL	INTAKE	& SEAT FILLED UP
2018-19	558	686	81.34%
2019-20	447	520	85.96%
2020-21	477	480	99.37%
2021-2022	461	480	96.04%
2022-23	552	622	88.74%
2023-24	477	851	56.05%

Source: Enrolment Sheet 2018 to 2024 (Excel)



Source: Enrolment Sheet 2018-19 (Excel)

Date:17/05/24



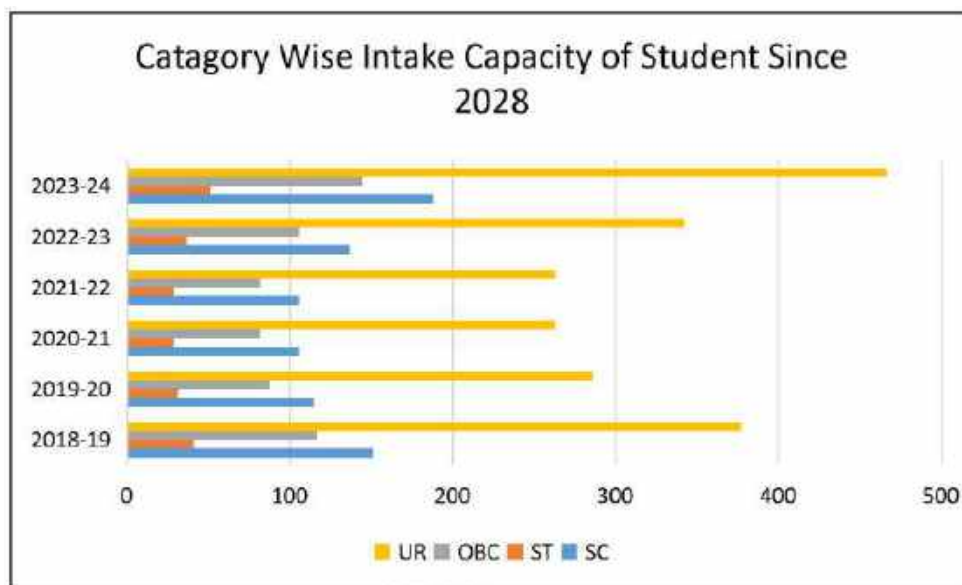
P. Kumbhakar
IQAC Co-ordinator
Chhatna Chandidas Mahavidyalaya

Manauka Sinha
Principal
Chhatna Chandidas Mahavidyalaya
Chhatna, Bankura

CATEGORY WISE INTAKE CAPACITY SINCE 2018

YEARS	SC	ST	OBC	UR	TOTAL INTAKE
2018-19	151	41	117	377	686
2019-20	115	31	88	286	520
2020-21	106	29	82	263	480
2021-2022	106	29	82	263	480
2022-23	137	37	106	342	622
2023-24	188	51	145	467	851

Source: Enrolment Sheet 2018 to 2024 (Excel)



Source: Enrolment Sheet 2018 to 2024 (Excel)

Date:17/05/24



P. Kumbhakar
IQAC Co-ordinator
Chhatna Chandidas Mahavidyalaya

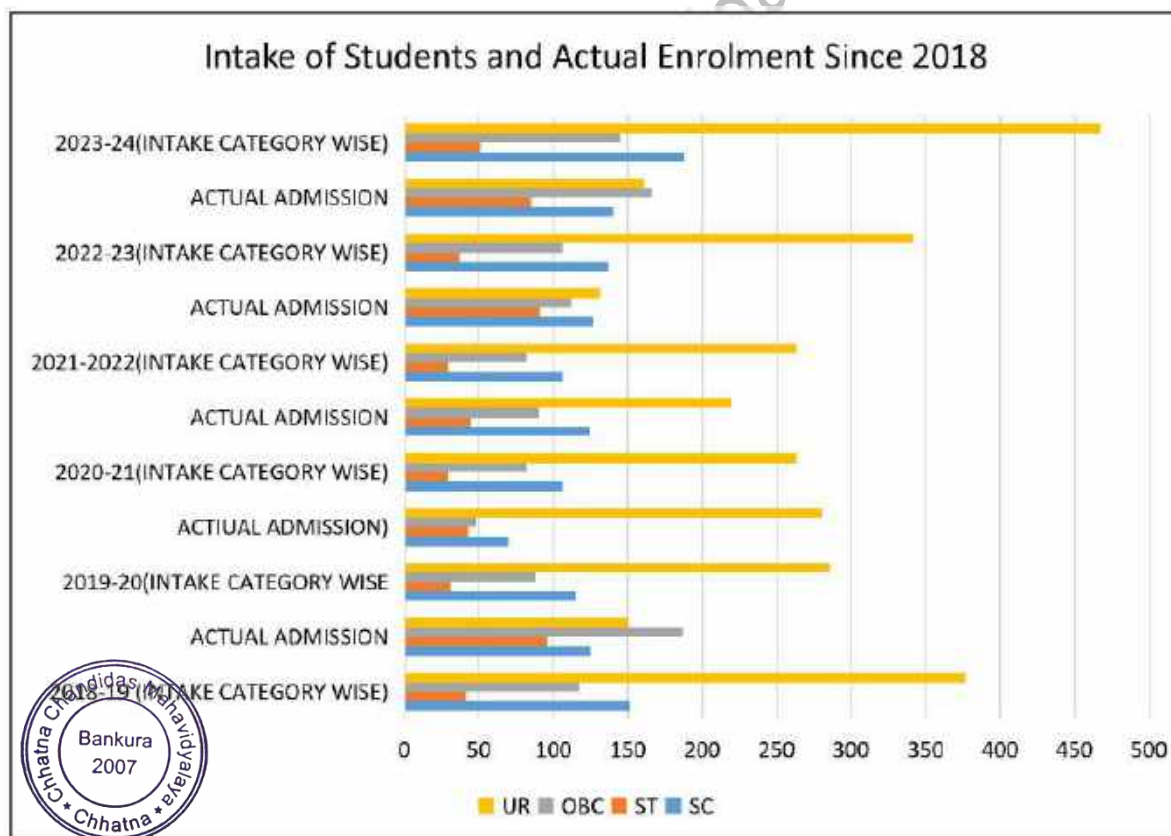
Malavika Sinha
Principal
Chhatna Chandidas Mahavidyalaya
Chhatna, Bankura

CATEGORY WISE INTAKE CAPACITY AND ACTUAL ENROLMENT SINCE 2018

YEARS	SC	ST	OBC	UR	TOTAL
2018-19 (INTAKE CATEGORY WISE)	151	41	117	377	686
ACTUAL ADMISSION	125	96	187	150	558
2019-20(INTAKE CATEGORY WISE)	115	31	88	286	520
ACTUAL ADMISSION)	70	43	48	280	441
2020-21(INTAKE CATEGORY WISE)	106	29	82	263	480
ACTUAL ADMISSION	124	44	90	219	477
2021-2022(INTAKE CATEGORY WISE)	106	29	82	263	480
ACTUAL ADMISSION	127	91	112	131	461
2022-23(INTAKE CATEGORY WISE)	137	37	106	342	622
ACTUAL ADMISSION	140	85	166	161	552
2023-24(INTAKE CATEGORY WISE)	188	51	145	467	851
ACTUAL ADMISSION	142	41	155	139	477

Source: Enrolment Sheet 2018 to 2024 (Excel)

Note: The excess number of Enrolled students reflected in Reserved Category (marked in blue colour) are actually reserved category students enrolled as UR (UNRESERVED) category on the basis of merit.



Source: Enrolment Sheet 2018 to 2024 (Excel)

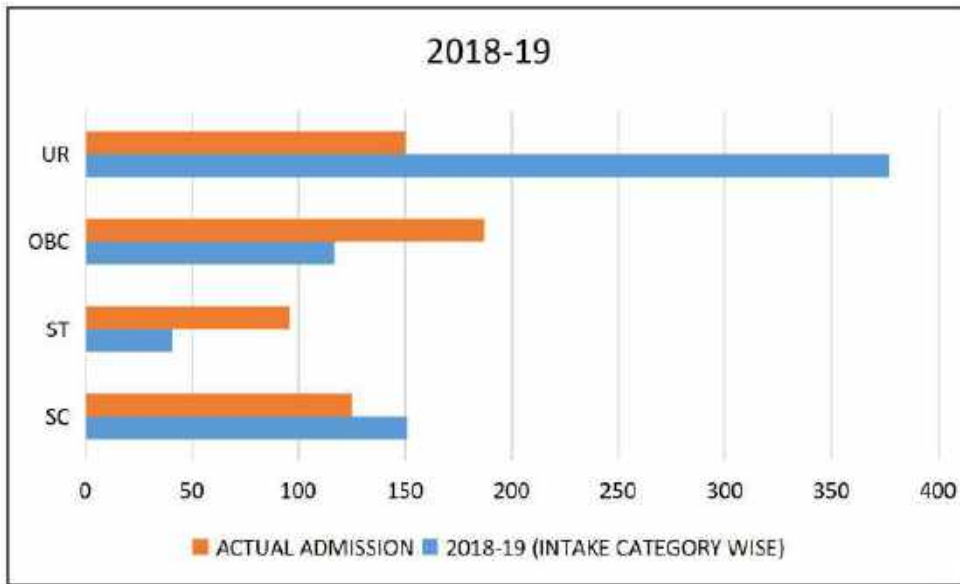
Date: 17/05/24

P. Kumbhakar

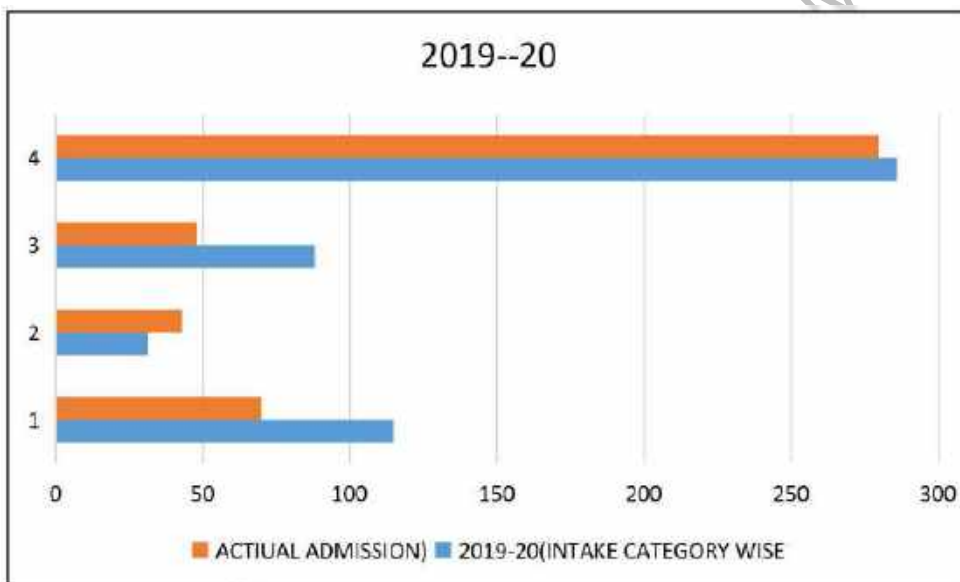
IQAC Co-ordinator
Chhatna Chandidas Mahavidyalaya

Malavika Sinha

Principal
Chhatna Chandidas Mahavidyalaya
Chhatna, Bankura



Source: Enrolment Sheet 2018 -19 (Excel)



Source: Enrolment Sheet 2019-20 (Excel)

Date:17/05/24

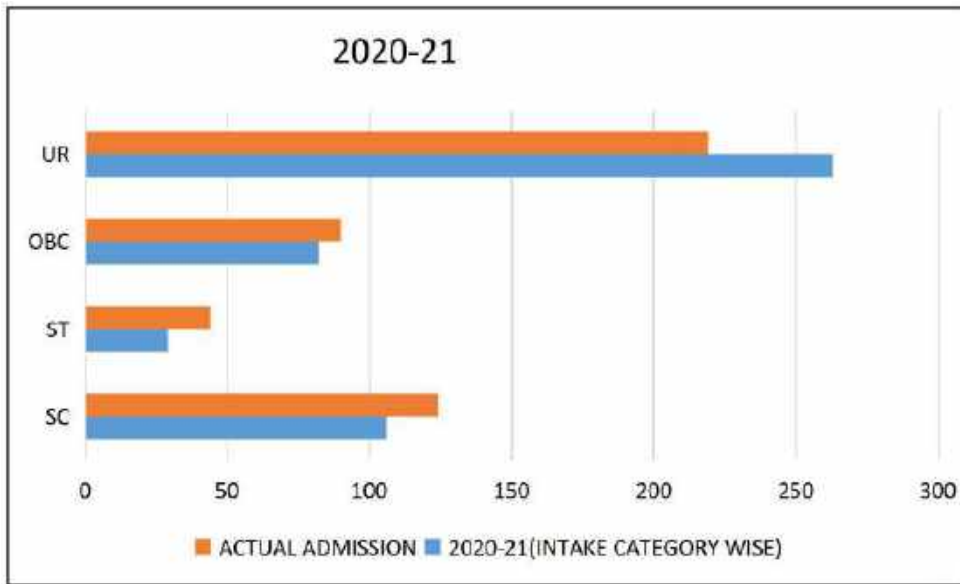


P. Kumbhakar

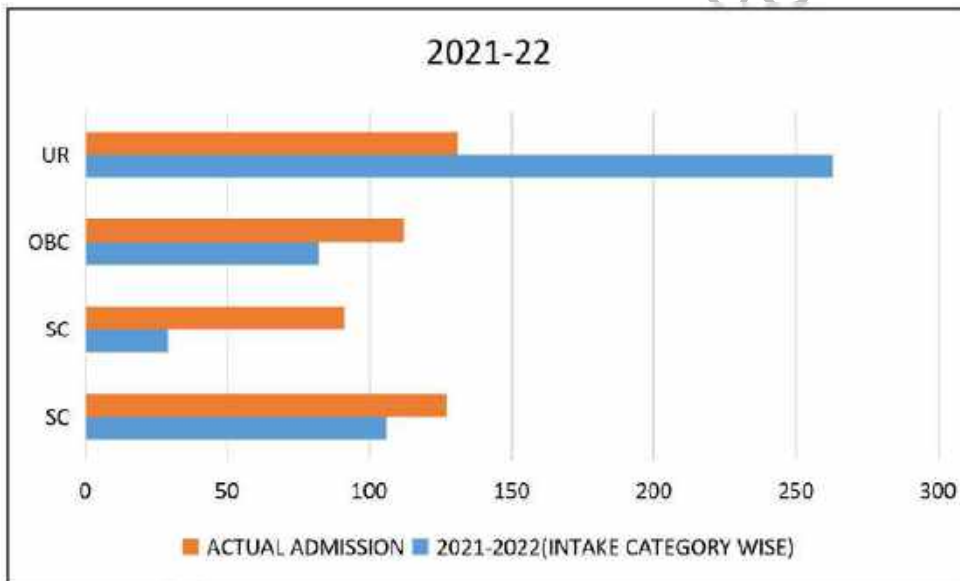
Malavika Sinha

IQAC Co-ordinator
Chhatna Chandidas Mahavidyalaya

Principal
Chhatna Chandidas Mahavidyalaya
Chhatna, Bankura



Source: Enrolment Sheet 2020-21 (Excel)



Source: Enrolment Sheet 2021-22 (Excel)

Date: 17/05/24

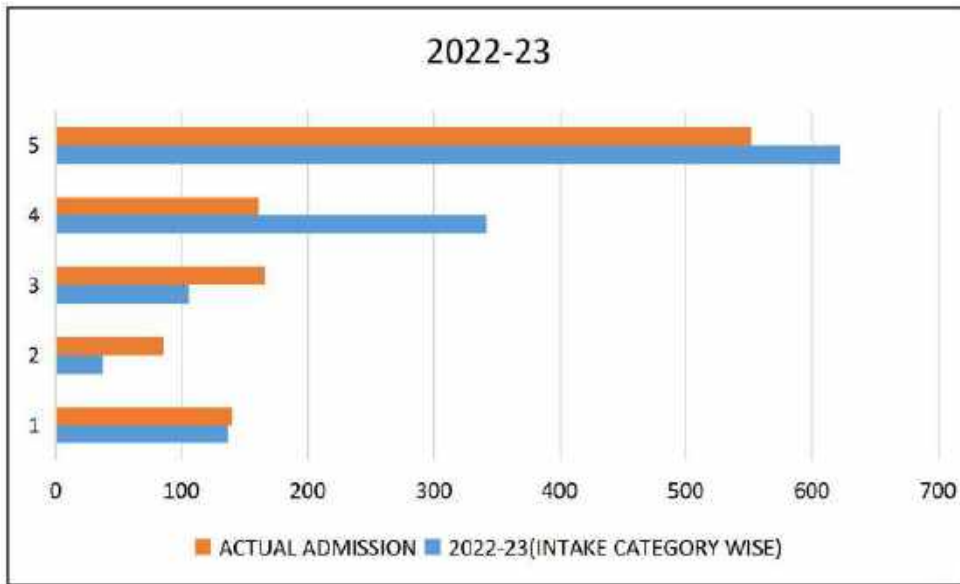


P. Kumbhakar

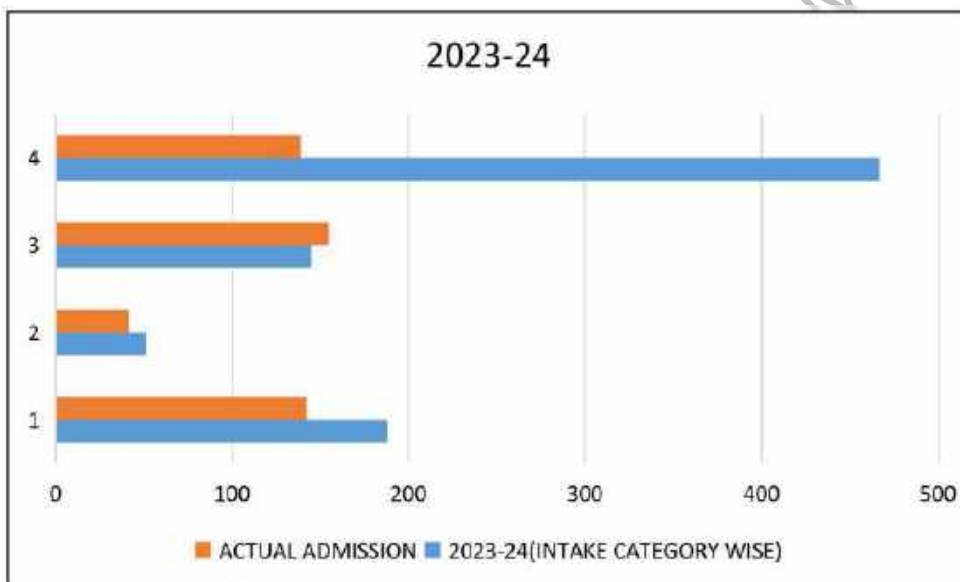
IQAC Co-ordinator
Chhatna Chandidas Mahavidyalaya

Malavika Sinha

Principal
Chhatna Chandidas Mahavidyalaya
Chhatna, Bankura



Source: Enrolment Sheet 2022-23 (Excel)



Source: Enrolment Sheet 2023 to 24 (Excel)

The excess number of Enrolled students reflected in Reserved Category are actually reserved category students enrolled as UR (UNRESERVED) category on the basis of merit.

Date:17/05/24



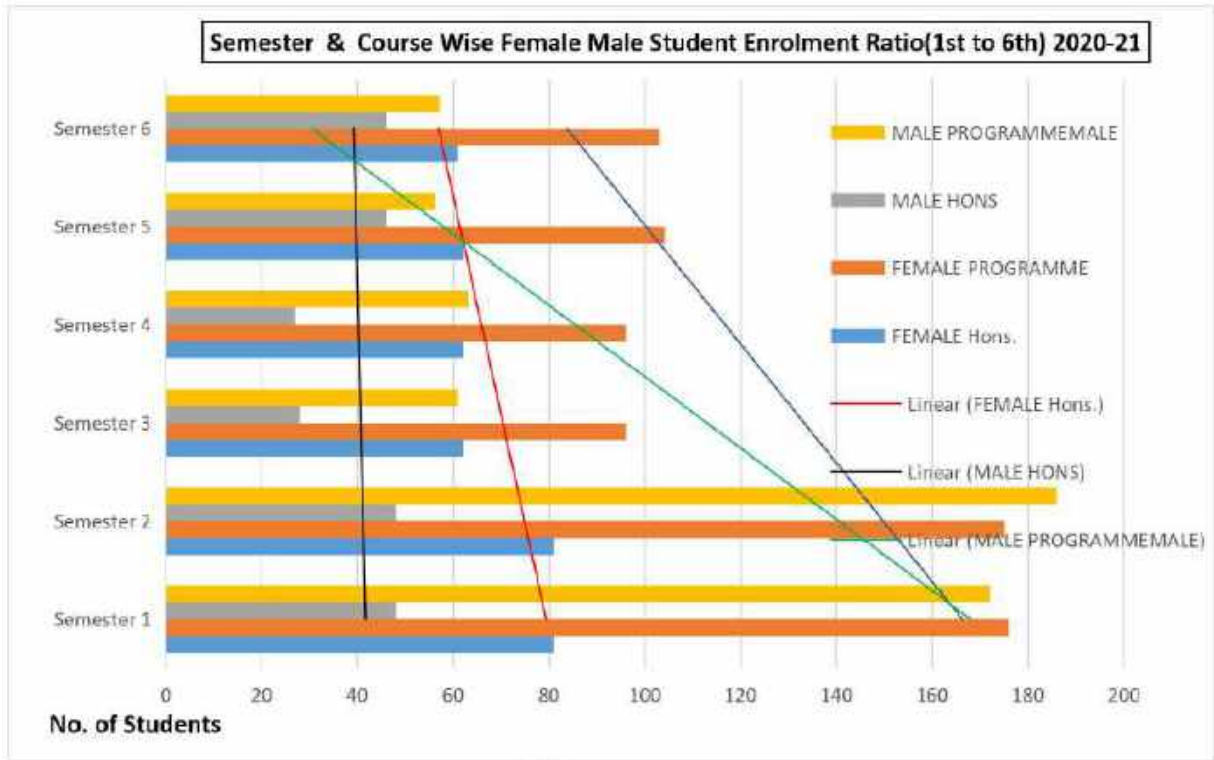
P. Kumbhakar

**IQAC Co-ordinator
Chhatna Chandidas Mahavidyalaya**

Malavika Sinha

*Principal
Chhatna Chandidas Mahavidyalaya
Chhatna, Bankura*

CHHATNA CHANDIDAS MAHAVIDYALAYA
ENROLMENT REPORT 2020-21
 (Semester 1st to 6th)
Hons & Programme Courses



(Sources: Enrolment Sheet provided by the University, 2024 April) Figure No.1

The enrolment ratio in Honours courses is consistently uniform in all semesters compared to the enrolment ratio in Programme courses. A decreasing trend has been noticed in the student enrolment in Programme courses. Above all, the percentage of Female enrolment is comparatively high in all the courses.

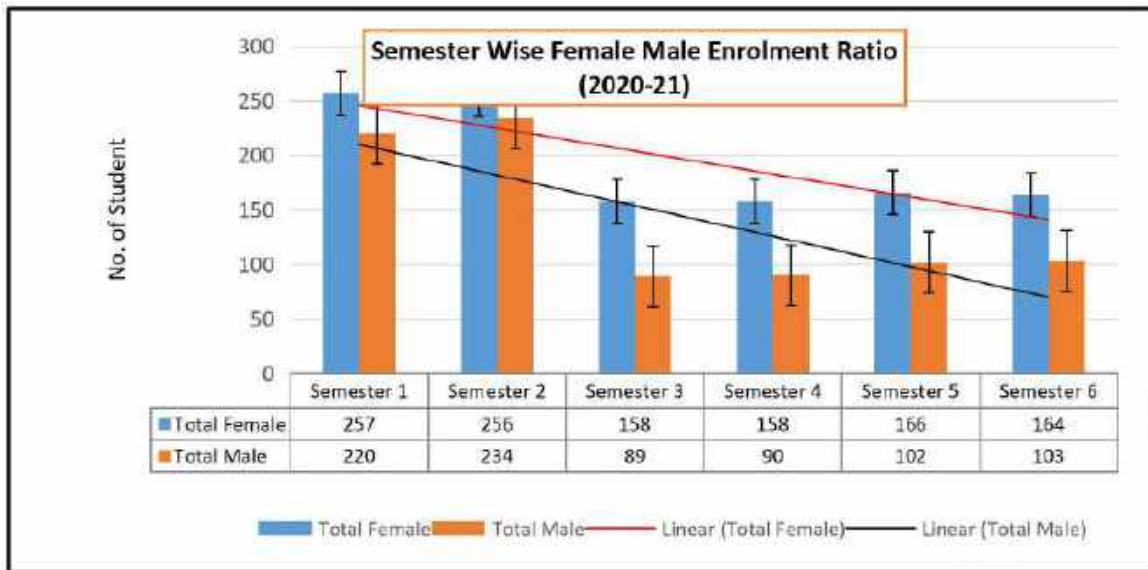


P. Kumbhakar

IQAC Co-ordinator
Chhatna Chandidas Mahavidyalaya

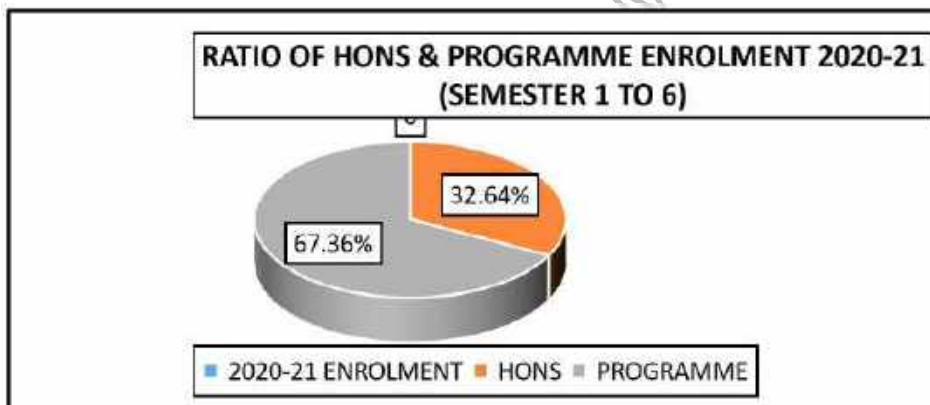
Malavika Sinha

Principal
Chhatna Chandidas Mahavidyalaya
Chhatna, Bankura



(Sources: Enrolment Sheet provided by the University, 2024 April) Figure No.2

Percentage of Female enrolment is comparatively high in all the courses. Dropout rate is comparatively high among the male students.



(Sources: Enrolment Sheet provided by the University, 2024 April) Figure No.3

The percentage of Student enrolment ratio is found high in Programme Courses.

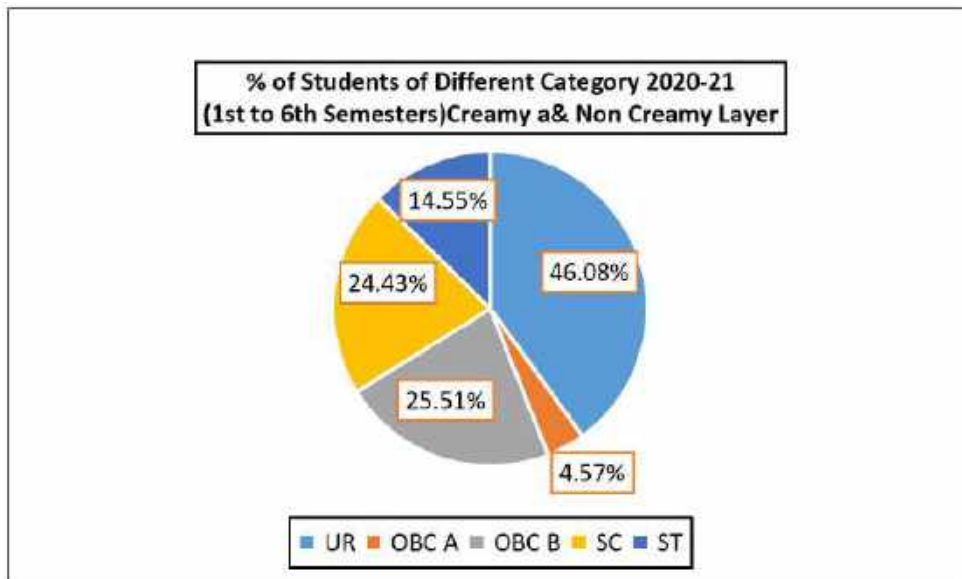


P. Kumbhakar

IQAC Co-ordinator
Chhatna Chandidas Mahavidyalaya

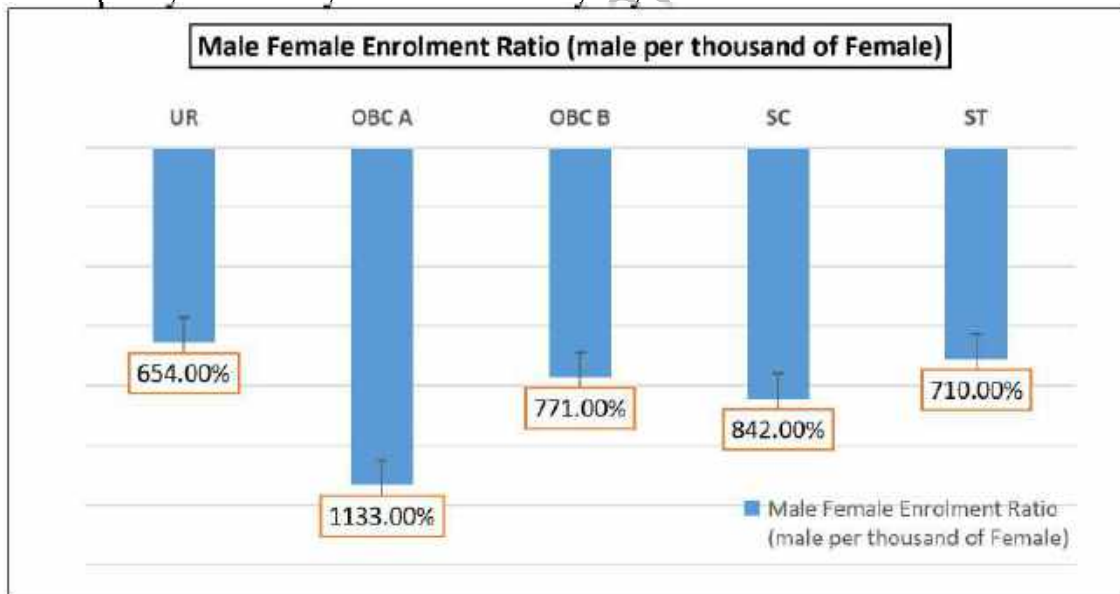
Manauka Sinha

Principal
Chhatna Chandidas Mahavidyalaya
Chhatna, Bankura



(Sources: Enrolment Sheet provided by the University, 2024 April) Figure No.4

Creamy and non-Creamy layer of student both are equally compatible. In Male Female Enrolment ratio among UR, OBC B, SC categories the Male enrolment varies from 650 to 850 student per 1000 of Female enrolment but among the SC category there is the parity of Male Female Enrolment and among OBC A category Male enrolment is higher in per thousand of female enrolment. There is the parity in creamy and non-creamy layer of Student in enrolment ratio.



(Sources: Enrolment Sheet provided by the University, 2024 April) Figure No.5

Almost in all categories female male ratio is high (no. of male is lower than per thousand of female except the OBC A category).

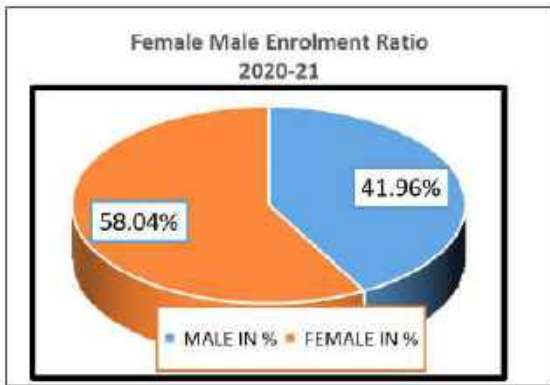


P. Kumbhakar

IQAC Co-ordinator
Chhatna Chandidas Mahavidyalaya

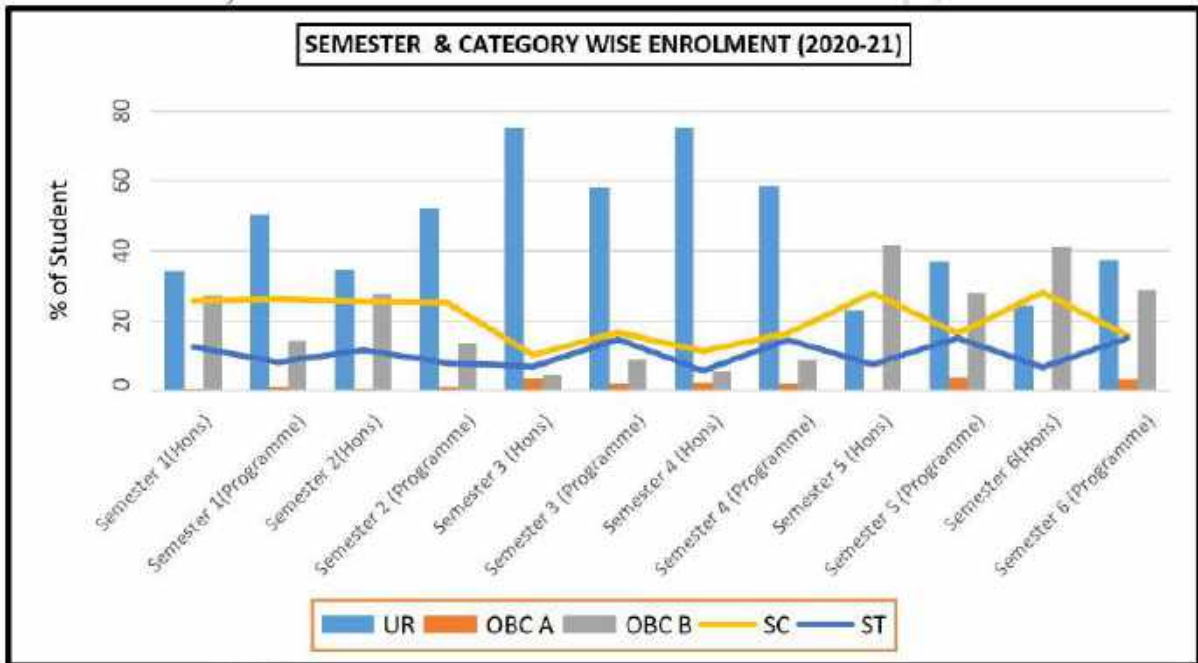
Malavika Sinha

Principal
Chhatna Chandidas Mahavidyalaya
Chhatna, Bankura



(Sources: Enrolment Sheet provided by the University, 2024 April) Figure No.6

Total student enrolment 2020-21(semester 1 to 6) is 1997 (male total number is 838 that is 41.96% of total enrolment and female is 1159 that is 58.04 % of total enrolment).



(Sources: Enrolment Sheet provided by the University, 2024 April) Figure No.7

Semester wise illustration shows that in all semester the female enrolment is higher than male student enrolment. Female enrolment is comparatively high than male enrolment.

The male Female Enrolment ratio per thousand of female is lower in all categories except OBC A.



P. Kumbhakar
IQAC Co-ordinator
 Chhatna Chandidas Mahavidyalaya

Manavika Sinha
Principal
 Chhatna Chandidas Mahavidyalaya
 Chhatna, Bankura

REMEDIES:

1. Initiatives must be taken to ensure that all the students from marginalized, disadvantaged and unrepresented groups in spite of inherent obstacles are provided various targeted opportunities to enter and excel in the educational system. To achieve this goal an intensive interaction between teacher and students is necessary as this communication not only encourages students to continue the courses upto 6th semester but it also throws light on the root of their problems. ADD-ON Courses could be introduced and implemented to bring temporary variety and to the monotonous continuity.
2. For poor economic condition they moved for the job option. (NEP: Internship). Introduction of job oriented courses would be helpful for the students. Besides their academic courses, the students who are looking for job could be advised to engage in part-time work
3. NEP will be the avenue for those student and they can opt the option of multiple exit and entry in the courses.
4. Diversification in Programme Courses (Courses like LLB, Management) is important for the coming students.



P. Kumbhakar

IQAC Co-ordinator
Chhatna Chandidas Mahavidyalaya

Malavika Sinha

Principal
Chhatna Chandidas Mahavidyalaya
Chhatna, Bankura

**Semester and Course Wise Male Female Enrolment Ratio
(2020-21)**

	Total Female	Total Male	TOTAL	% of Female	% of Male
Semester 1	257	220	477	53.87841	46.12159
Semester 2	256	234	490	52.2449	47.7551
Semester 3	158	89	247	63.96761	36.03239
Semester 4	158	90	248	63.70968	36.29032
Semester 5	166	102	268	61.9403	38.0597
Semester 6	164	103	267	61.42322	38.57678

Category Wise Male Female Enrolment Ratio 2020-21

	MALE	FEMALE	Total Student
UR	372	569	941 (47.20%)
OBC A	17	15	32(1.60%)
OBC B	169	219	388 (19.42%)
SC	196	233	429(21.48%)
ST	86	121	207(10.36%)
	840(42.07%)	1157(57.93%)	1997

**Male Female Enrolment Ratio (Male per thousand of Female)
(1st to 6th Semester) 2020-21**

Category	Number of Male per thousand of Female
UR	654/1000
OBC A	1133/1000
OBC B	771/1000
SC	842/1000
ST	710/1000



P. Kumbhakar

**IQAC Co-ordinator
Chhatna Chandidas Mahavidyalaya**

Malavika Sinha

Principal
Chhatna Chandidas Mahavidyalaya
Chhatna, Bankura

**Enrolment Ratio Programme and Hons. Courses
1st to 6th Semester, 2021-22**

2020-21	HONS	PROGRAMME	Total
SEMESTER 1	129	348	477
SEMESTER 2	129	361	490
SEMESTER 3	90	157	247
SEMESTER 4	89	159	248
SEMESTER 5	108	160	268
SEMESTER 6	107	160	267
	652	1345	1997

Category and Semester Wise Enrolment Ratio 2020-21

	UR	OBC A	OBC B	SC	ST	TOTAL
Semester 1(Hons)	44	1	35	33	16	129
Semester 1(Programme)	175	4	50	91	28	348
Semester 2(Hons)	45	1	36	33	15	130
Semester 2 (Programme)	189	4	50	90	28	361
Semester 3 (Hons)	67	3	4	9	6	89
Semester 3 (Programme)	91	3	14	26	23	157
Semester 4 (Hons)	67	2	5	10	5	89
Semester 4 (Programme)	93	3	14	26	23	159
Semester 5 (Hons)	25	0	45	30	8	108
Semester 5 (Programme)	59	6	45	26	24	160
Semester 6(Hons)	26	0	44	30	7	107
Semester 6 (Programme)	60	5	46	25	24	160
	941	32	388	429	207	1997

(Sources: Enrolment Sheet provided by the University, 2024 April)

P. Kumbhakar

**IQAC Co-ordinator
Chhatna Chandidas Mahavidyalaya**



Malavika Sinha

**Principal
Chhatna Chandidas Mahavidyalaya
Chhatna, Bankura**

Category and Gender Wise Enrolment Ratio 2020-21

	UR	OBC A	OBC - B	SC	ST	TOTAL
Semester 1(Hons) Male	14	0	10	17	7	48
Semester 1(Hons) Female	30	1	25	16	9	81
Semester 1(Programme) Male	78	1	31	49	13	172
Semester 1(Programme) Female	97	3	19	42	15	176
Semester 2(Hons) Male	15	0	10	17	6	48
Semester 2(Hons) Female	30	1	26	16	9	82
Semester 2 (Programme) Male	94	1	31	48	13	187
Semester 2(Programme) Female	96	3	19	42	15	175
Semester 3(Hons) Male	22	1	1	2	2	28
Semester 3 (Hons) Female	45	2	3	7	4	61
Semester 3 (Programme) Male	33	2	4	13	9	61
Semester 3(Programme) Female	58	1	10	13	14	96
Semester 4(Hons) Male	22	0	1	3	1	27
Semester 4(Hons) Female	45	2	4	7	4	62
Semester 4 (Programme) Male	35	2	4	13	9	63
Semester 4 (Programme) Female	58	1	10	13	14	96
Semester 5 (Hons) Male	10	0	21	10	5	46
Semester 5 (Hons) Female	15	0	24	20	3	62
Semester 5 (Programme) Male	19	5	17	7	8	56
Semester 6 (Programme) Female	40	1	28	19	16	104
Semester 6 (Hons) Male	10	0	21	10	5	46
Semester 6(Hons) Female	15	0	23	20	2	60
Semester 6 (Programme) Male	20	4	18	7	8	57
Semester 6 (Programme) Female	40	1	28	18	16	103
	941	32	388	429	207	1997

P. Kumbhakar



IQAC Co-ordinator
Chhatna Chandidas Mahavidyalaya

Malauka Sinha

Principal
Chhatna Chandidas Mahavidyalaya
Chhatna, Bankura

Category and Gender Wise Enrolment Ratio 2020-21

	UR	OBC A	OBC B	SC	ST	TOTAL
Semester 1(Hons)	34.10	0.77	27.13	25.58	12.40	100
Semester 1(Programme)	50.28	1.14	14.36	26.14	8.045	100
Semester 2(Hons)	34.61	0.76	27.69	25.38	11.53	100
Semester 2 (Programme)	52.35	1.10	13.85	24.93	7.75	100
Semester 3 (Hons)	75.28	3.37	4.494	10.11	6.74	100
Semester 3 (Programme)	57.96	1.91	8.91	16.56	14.69	100
Semester 4 (Hons)	75.28	2.24	5.61	11.23	5.61	100
Semester 4 (Programme)	58.49	1.88	8.80	16.35	14.46	100
Semester 5 (Hons)	23.14	0	41.66	27.77	7.40	100
Semester 5 (Programme)	36.87	3.75	28.12	16.25	15	100
Semester 6(Hons)	24.29	0	41.12	28.03	6.54	100
Semester 6 (Programme)	37.5	3.12	28.75	15.62	15	100



Manauka Sinha

Principal
Chhatna Chandidas Mahavidyalaya
Chhatna, Bankura

P. Kumbhakar

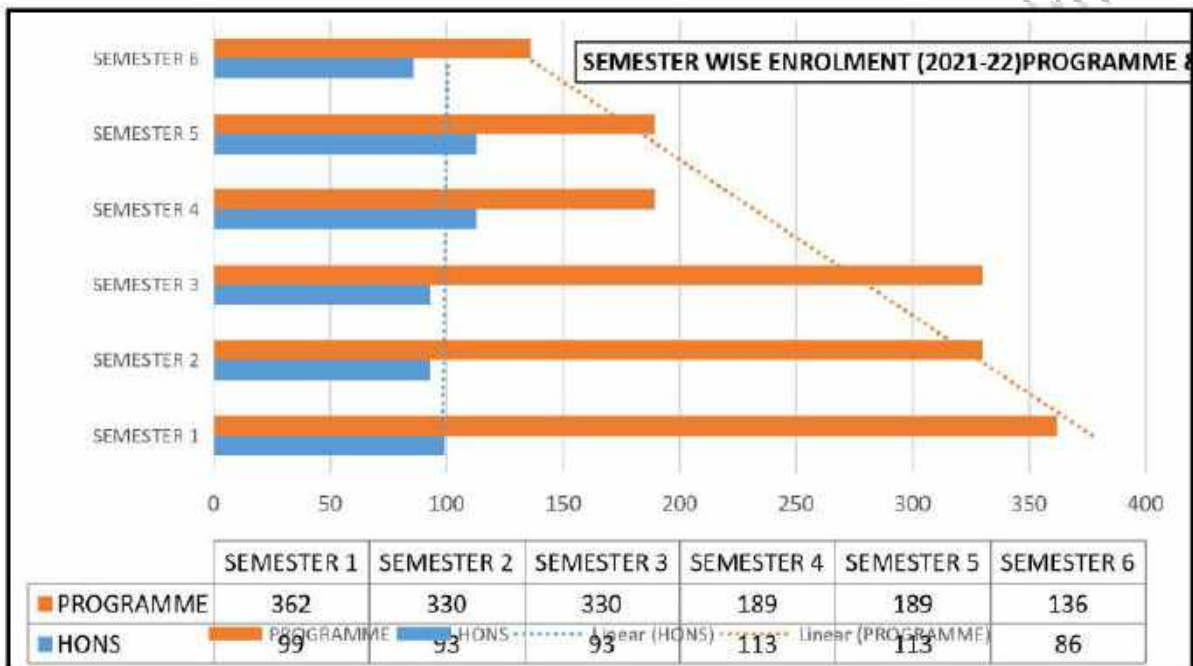
IQAC Co-ordinator
Chhatna Chandidas Mahavidyalaya

CHHATNA CHANDIDAS MAHAVIDYALAYA

ENROLMENT REPORT 2021-22

(Semester 1st to 6th)

Hons & Programme Courses



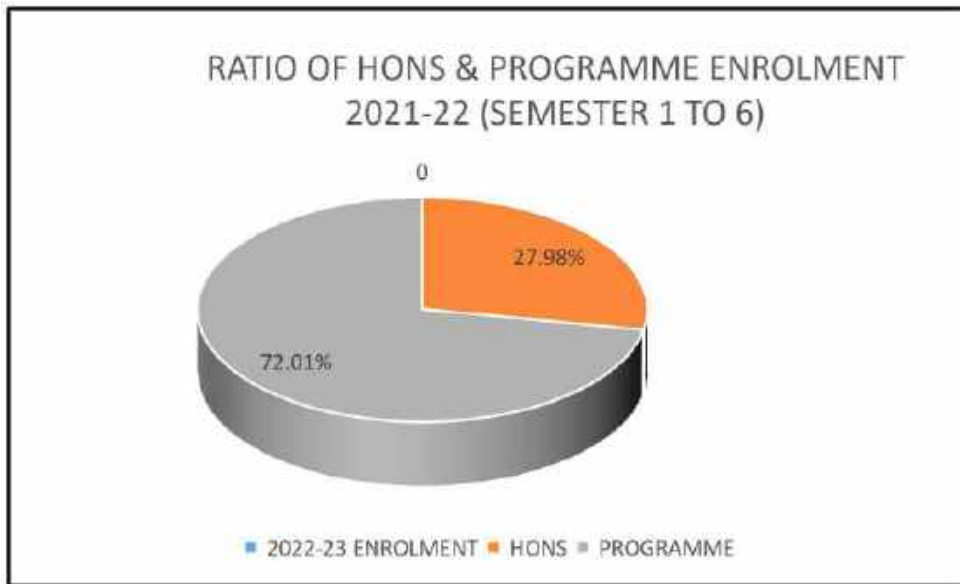
(Sources: Enrolment Sheet provided by the University, 2024 April) **Figure No.1**

The enrolment ratio in Honours courses is consistently similar contrary to the enrolment ratio in Programme courses. A decreasing trend is noticeable from fourth semester student enrolment in programme courses



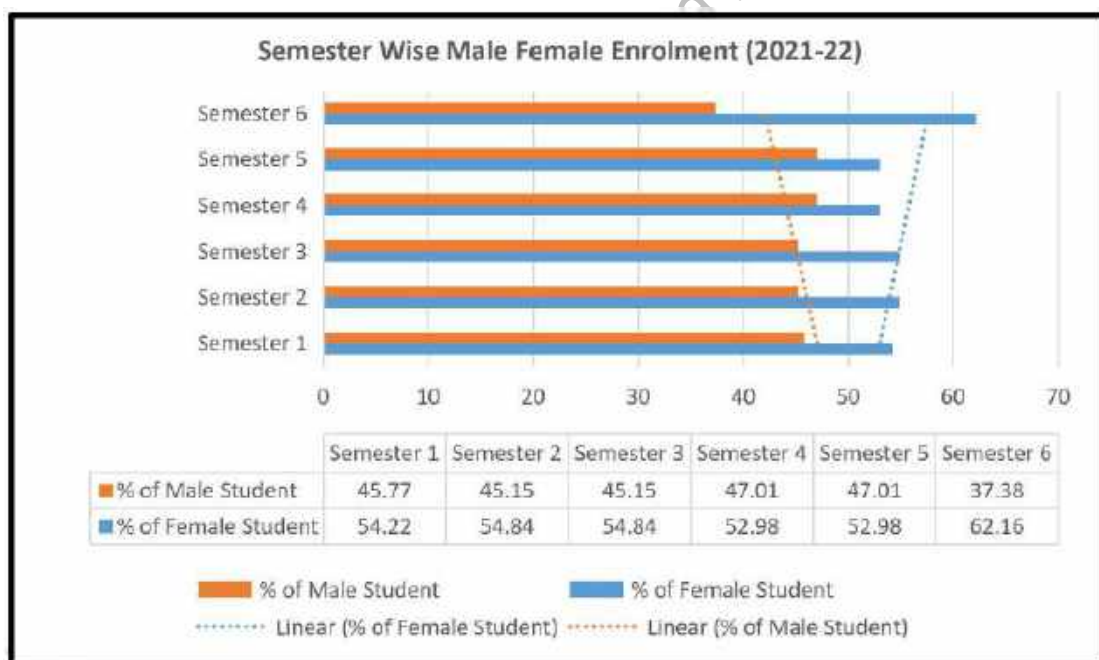
P. Kumbhakar
IQAC Co-ordinator
Chhatna Chandidas Mahavidyalaya

Malavika Sinha
Principal
Chhatna Chandidas Mahavidyalaya
Chhatna, Bankura



(Sources: Enrolment Sheet provided by the University, 2024 April) **Figure No.2**

The percentage of student enrolment ratio is found high in programme courses.



(Sources: Enrolment Sheet provided by the University, 2024 April) **Figure No.3**

The percentage of female student enrolment is found higher in all semesters (1st -6th semesters), compared to the percentage of male student enrolment. The percentage of male student enrolment is found very poor/low in 6th semester (37.38%).



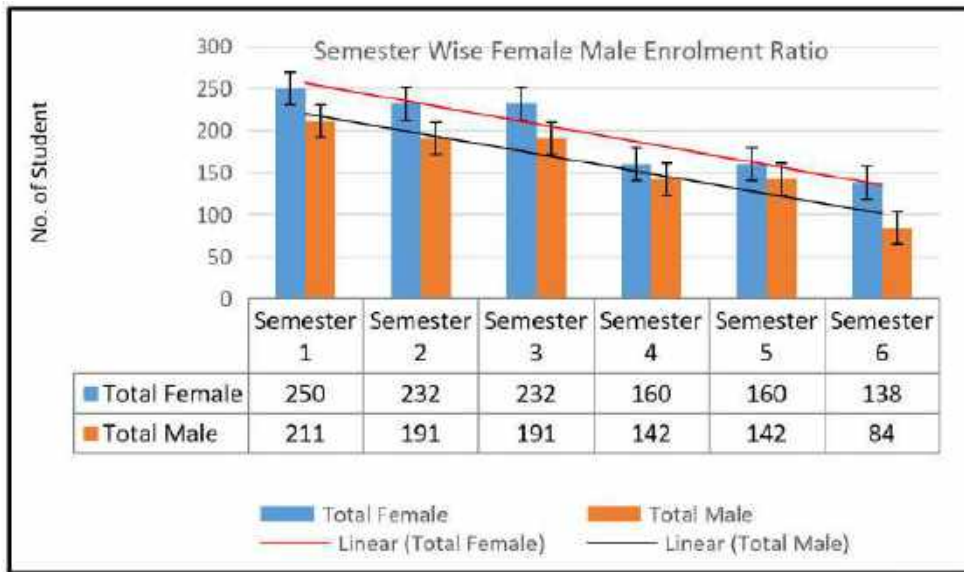
Enrolment 2021-22

P. Kumbhakar

IQAC Co-ordinator
Chhatna Chandidas Mahavidyalaya

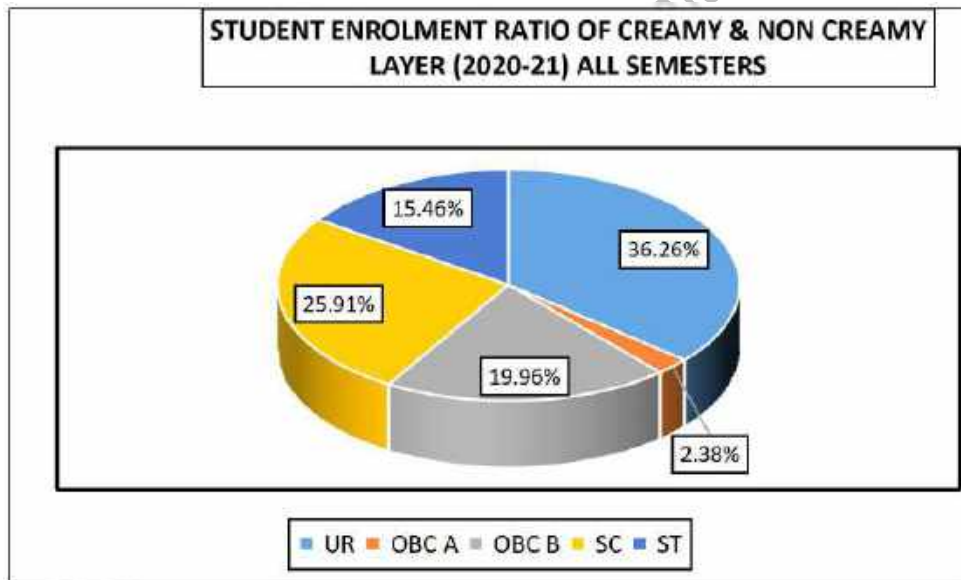
Malanika Sinha

Principal
Chhatna Chandidas Mahavidyalaya
Chhatna, Bankura



(Sources: Enrolment Sheet provided by the University, 2024 April) **Figure No.4**

Number of female enrolment is comparatively high in all the semesters. The highest difference between female and male enrolment is found in the 6th semester. Equal proportion is noticed in the dropout rate among the male and female students.



(Sources: Enrolment Sheet provided by the University, 2024 April) **Figure No.5**

There is parity in creamy and non-creamy layer of student enrolment ratio. In male female enrolment ratio among UR, OBC (A), OBC (B) categories, male enrolment varies from 523-878 student per thousand of female enrolment. But among SC category there is uniformity in male female enrolment; and among SC category Male enrolment is higher in per thousand of female enrolment.



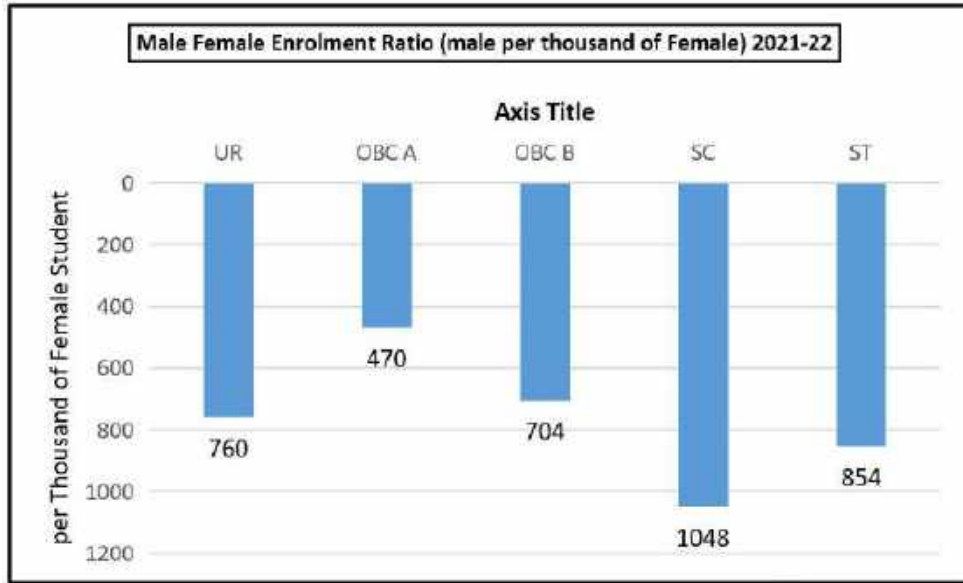
Enrolment 2021-22

P. Kumbhakar

IQAC Co-ordinator
Chhatna Chandidas Mahavidyalaya

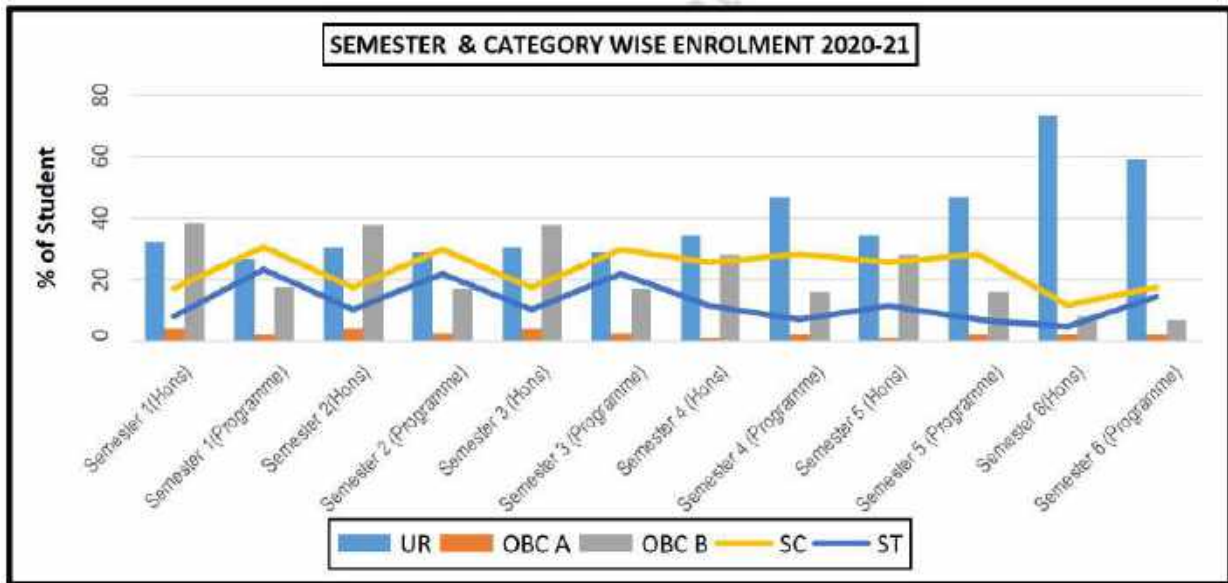
Malavika Sinha

Principal
Chhatna Chandidas Mahavidyalaya
Chhatna, Bankura



(Sources: Enrolment Sheet provided by the University, 2024 April) Figure No.6

Number of male per thousand female is lower in almost all the categories except in SC category. Female male ratio is high in almost all categories except in OBC-A category.



(Sources: Enrolment Sheet provided by the University, 2024 April) Figure No.7

From the illustration of the semester and category wise enrolment (2021-22), 1st semester programme and the UR category are the highest in enrolment ratio. 2nd Semester and 3rd semester programme and SC category are the second highest in enrolment.

Malauka Sinha

Principal
Chhatna Chandidas Mahavidyalaya
Chhatna, Bankura

P. Kumbhakar

IQAC Co-ordinator
Chhatna Chandidas Mahavidyalaya



REMEDIES:

1. An intensive interaction or interactive communication between the teacher and student is necessary as this interaction not only encourages students to continue their courses but it also throws light on the root of their problems. Even the implementation of ADD-ON Courses will break the boredom and tedium of the regular courses.
2. On account of poor economic status, the students want to secure any job. Job-oriented ADD-ON Course will be helpful for those students who are eager to assist their families financially.
3. Diverse courses like LLB, Management Studies could be introduced to make the students aware of various professional grounds.
4. Effective direction, proper motivation and exact guidance of economic security would reduce the steady drop-out rate and enhance the motivation of the students to complete the course



P. Kumbhakar

IQAC Co-ordinator
Chhatna Chandidas Mahavidyalaya

Malavika Sinha

Principal
Chhatna Chandidas Mahavidyalaya
Chhatna, Bankura

Semester & Course Wise Male Female Enrolment (2021-22)

	FEMALE	Female	MALE	MALE			
2021-22	Hons.	PROGRAMME	HONS	PROGRAMME	Total Female	Total Male	Total
Semester 1	64	186	35	176	250	211	461 (21.61%)
Semester 2	60	172	33	158	232	191	423 (19.83%)
Semester 3	60	172	33	158	232	191	423(19.83%)
Semester 4	71	89	42	100	160	142	302(14.15%)
Semester 5	71	89	42	100	160	142	302(14.15%)
Semester 6	60	78	26	58	138	84	222 (10.40%)
total	386	786	211	750	1172	961	2133
	1172				57.39471	47.0617	

(Sources: Enrolment Sheet provided by the University, 2024 April)

Category Wise Male Female Enrolment Ratio 2021-22

	MALE	FEMALE	Male Female Enrolment Ratio (male per thousand of Female)	% of Students	
				Male	Female
UR	334	440	774	40.25%	59.75%
OBC A	16	34	50	37.50%	62.50%
OBC B	176	250	426	44.52%	55.48%
SC	283	270	553	52.30%	47.70%
ST	152	178	330	45.45%	54.55%
	961	1172	2133		

(Sources: Enrolment Sheet provided by the University, 2024 April)

Male Female Enrolment Ratio (Male per thousand of Female) (1st to 6th Semester) 2022-23

Category	Number of Male per thousand of Female
UR	878/1000
OBC A	882/1000
OBC B	523/1000
SC	1004/1000
ST	1048/1000

(Sources: Enrolment Sheet provided by the University, 2024 April)



P. Kumbhakar

IQAC Co-ordinator
Chhatna Chandidas Mahavidyalaya

Malavika Sinha

Principal
Chhatna Chandidas Mahavidyalaya
Chhatna, Bankura

Enrolment Ratio Programme and Hons. Courses 1st to 6th Semester, 2021-22

2021-22	HONS	PROGRAMME	Total
SEMESTER 1	99	362	461
SEMESTER 2	93	330	423
SEMESTER 3	93	330	423
SEMESTER 4	113	189	302
SEMESTER 5	113	189	302
SEMESTER 6	86	136	222
	597	1536	2133

(Sources: Enrolment Sheet provided by the University, 2024 April)

Category and Semester Wise Enrolment Ratio 2021-22

	UR	OBC A	OBC B	SC	ST	TOTAL
Semester 1(Hons)	32	4	38	17	8	99
Semester 1(Programme)	95	8	62	109	83	357
Semester 2(Hons)	30	4	37	17	10	98
Semester 2 (Programme)	96	8	56	98	72	330
Semester 3 (Hons)	30	4	37	17	10	98
Semester 3 (Programme)	96	8	56	98	72	330
Semester 4 (Hons)	39	1	32	29	13	114
Semester 4 (Programme)	88	4	30	53	13	188
Semester 5 (Hons)	39	1	32	29	13	114
Semester 5 (Programme)	88	4	30	53	13	188
Semester 6(Hons)	63	2	7	10	4	86
Semester 6 (Programme)	78	3	9	23	19	132
	774	51	426	553	330	2134

(Sources: Enrolment Sheet provided by the University, 2024 April)



P. Kumbhakar

IQAC Co-ordinator
Chhatna Chandidas Mahavidyalaya

Malavika Sinha

Principal
Chhatna Chandidas Mahavidyalaya
Chhatna, Bankura

Category and Gender Wise Enrolment Ratio 2021-22

	UR	OBC A	OBC -B	SC	ST	TOTAL
Semester 1(Hons) Male	7	2	13	8	5	35
Semester 1(Hons) Female	25	2	25	9	3	64
Semester 1(Programme) Male	52	2	29	57	36	176
Semester 1(Programme) Female	43	6	33	52	47	181
Semester 2(Hons) Male	6	2	10	8	7	33
Semester 2(Hons) Female	24	2	27	9	3	65
Semester 2 (Programme) Male	47	2	25	53	31	158
Semester 2(Programme) Female	49	6	31	45	41	172
Semester 3(Hons) Male	6	2	10	8	7	33
Semester 3 (Hons) Female	24	2	27	9	3	65
Semester 3 (Programme) Male	47	2	25	53	31	158
Semester 3(Programme) Female	49	6	31	45	41	172
Semester 4(Hons) Male	12	0	10	13	7	42
Semester 4(Hons) Female	27	1	22	16	6	72
Semester 4 (Programme) Male	44	1	20	29	6	100
Semester 4 (Programme) Female	44	3	10	24	7	88
Semester 5 (Hons) Male	12	0	10	13	7	42
Semester 5 (Hons) Female	27	1	22	16	6	72
Semester 5 (Programme) Male	44	1	20	29	6	100
Semester 5 (Programme) Female	44	3	10	24	7	88
Semester 6 (Hons) Male	21	0	1	3	1	26
Semester 6(Hons) Female	42	2	6	7	3	60
Semester 6 (Programme) Male	33	2	3	9	8	55
Semester 6 (Programme) Female	45	1	6	14	11	77
	774	51	426	553	330	2134

(Sources: Enrolment Sheet provided by the University, 2024 April)

P. Kumbhakar



IQAC Co-ordinator
Chhatna Chandidas Mahavidyalaya

Malavika Sinha

Principal
Chhatna Chandidas Mahavidyalaya
Chhatna, Bankura

Category and Gender Wise Enrolment Ratio 2021-22

	UR	OBC A	OBC B	SC	ST	TOTAL
Semester 1(Hons)	32.32	4.04	38.38	17.17	8.08	100
Semester 1(Programme)	26.61	2.24	17.36	30.53	23.24	100
Semester 2(Hons)	30.61	4.08	37.75	17.34	10.20	100
Semester 2 (Programme)	29.09	2.424	16.96	29.69	21.81	100
Semester 3 (Hons)	30.61	4.081	37.75	17.34	10.20	100
Semester 3 (Programme)	29.09	2.424	16.96	29.69	21.81	100
Semester 4 (Hons)	34.21	0.87	28.07	25.43	11.40	100
Semester 4 (Programme)	46.80	2.12	15.95	28.19	6.91	100
Semester 5 (Hons)	34.21	0.87	28.07	25.43	11.40	100
Semester 5 (Programme)	46.80	2.12	15.95	28.19	6.91	100
Semester 6(Hons)	73.25	2.32	8.13	11.62	4.65	100
Semester 6 (Programme)	59.09	2.27	6.81	17.42	14.39	100

(Sources: Enrolment Sheet provided by the University, 2024 April)



Malavika Sinha

Principal
Chhatna Chandidas Mahavidyalaya
Chhatna, Bankura

P. Kumbhakar

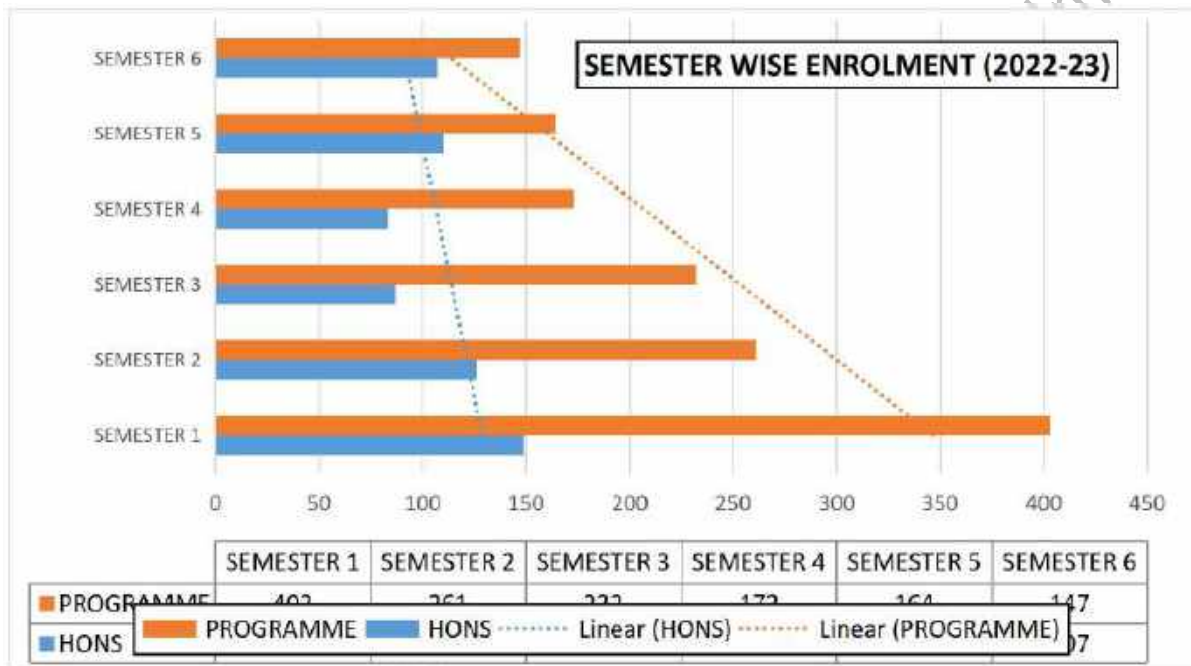
IQAC Co-ordinator
Chhatna Chandidas Mahavidyalaya

CHHATNA CHANDIDAS MAHAVIDYALAYA

ENROLMENT REPORT 2022-23

(Semester 1st to 6th)

Hons & Programme Courses



(Sources: Enrolment Sheet provided by the University, 2024 April)

Figure No.1

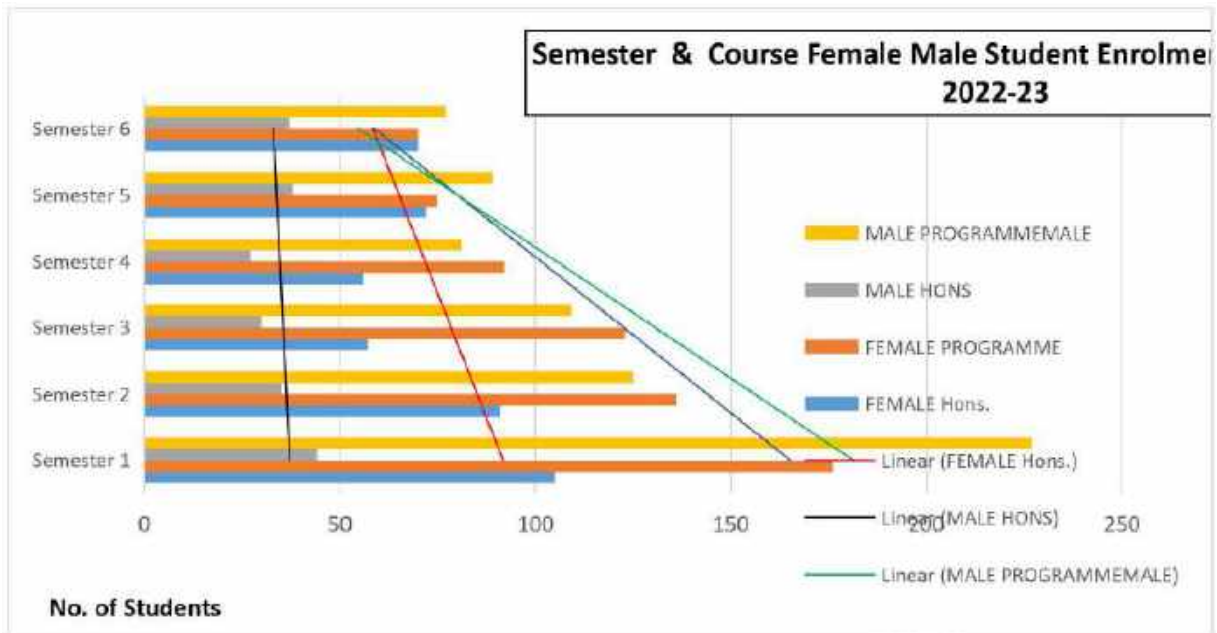


P. Kumbhakar

IQAC Co-ordinator
Chhatna Chandidas Mahavidyalaya

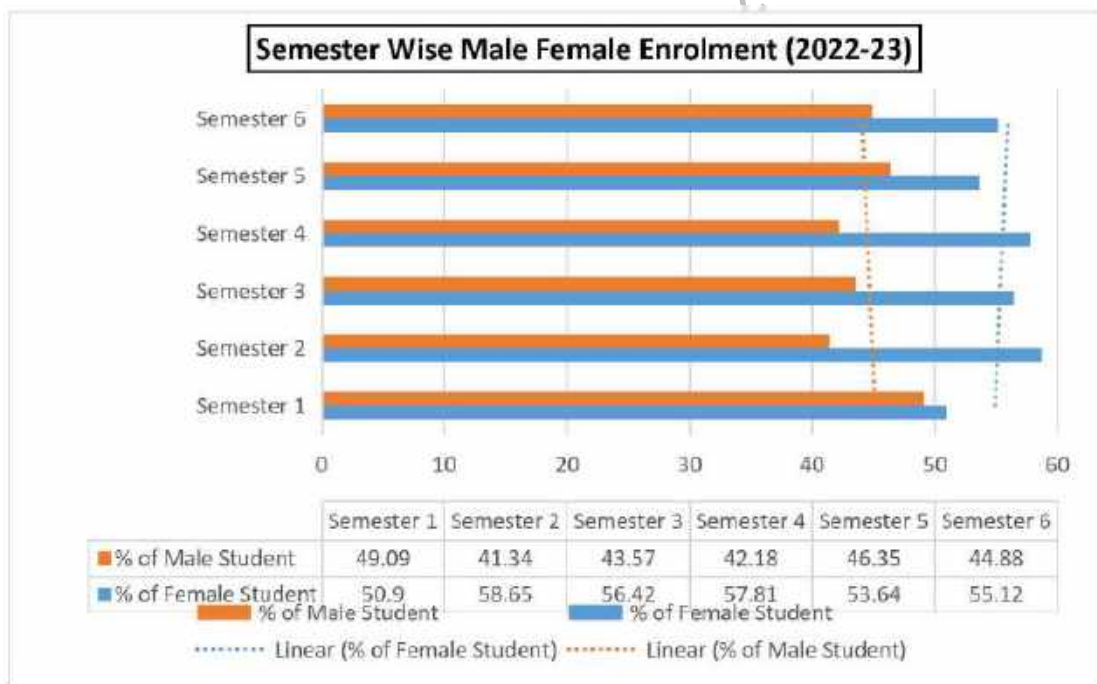
Malavika Sinha

Principal
Chhatna Chandidas Mahavidyalaya
Chhatna, Bankura



(Sources: Enrolment Sheet provided by the University, 2024 April)

Figure No.2



(Sources: Enrolment Sheet provided by the University, 2024 April)

Figure No.3

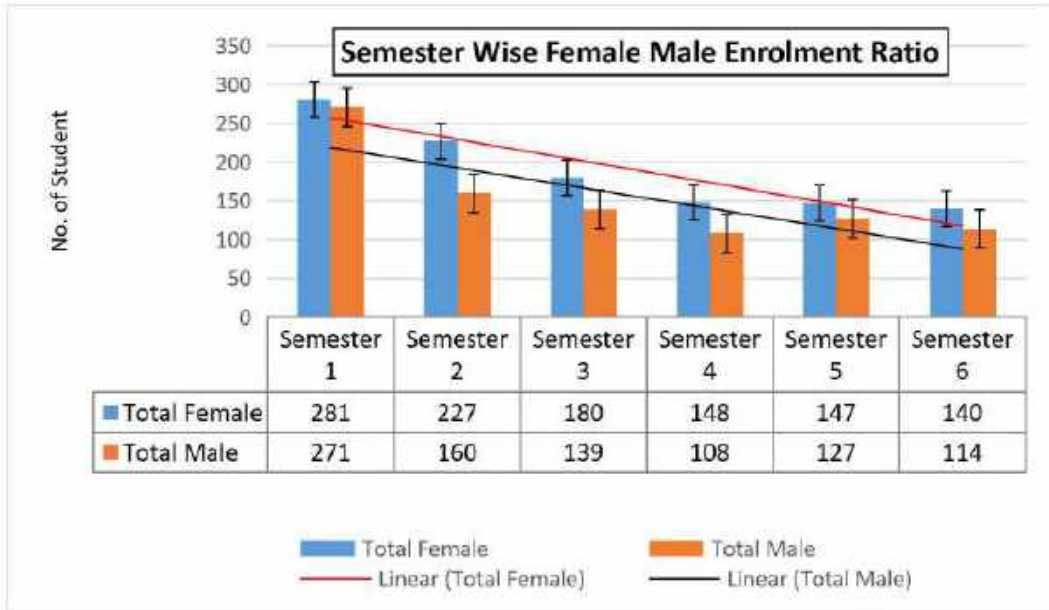


P. Kumbhakar

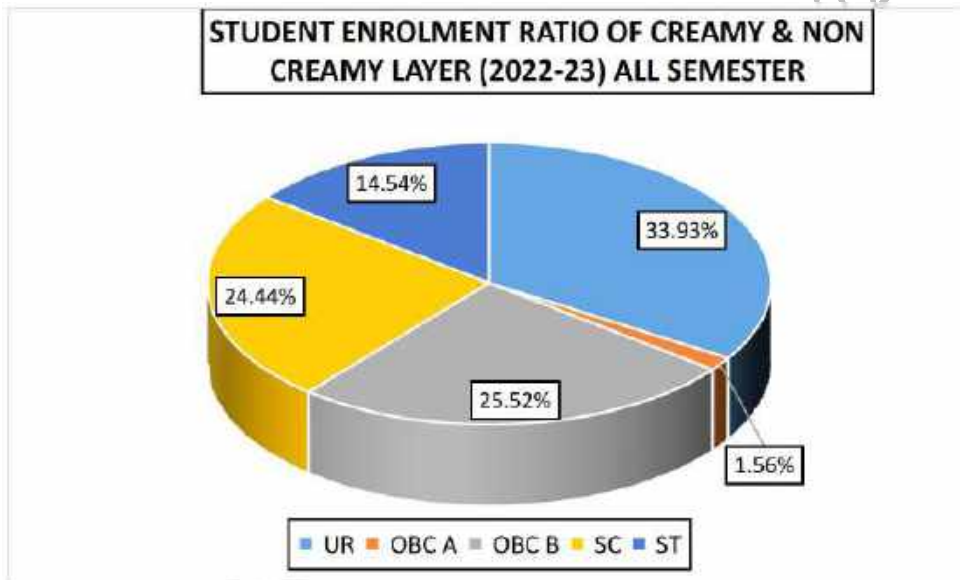
IQAC Co-ordinator
Chhatna Chandidas Mahavidyalaya

Malavika Sinha

Principal
Chhatna Chandidas Mahavidyalaya
Chhatna, Bankura



(Sources: Enrolment Sheet provided by the University, 2024 April) Figure No.4



(Sources: Enrolment Sheet provided by the University, 2024 April) Figure No.5

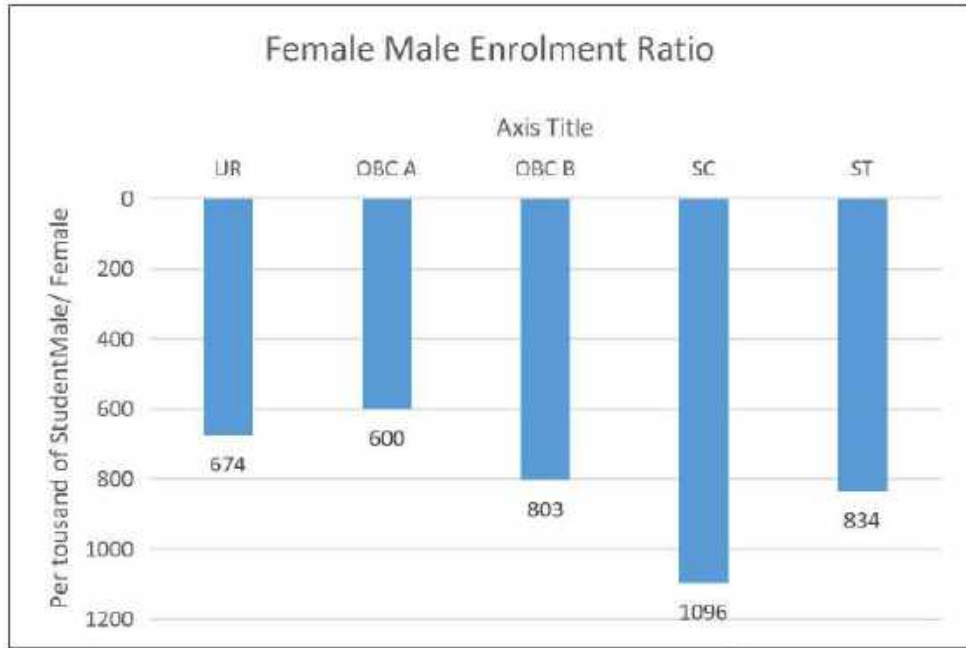


P. Kumbhakar

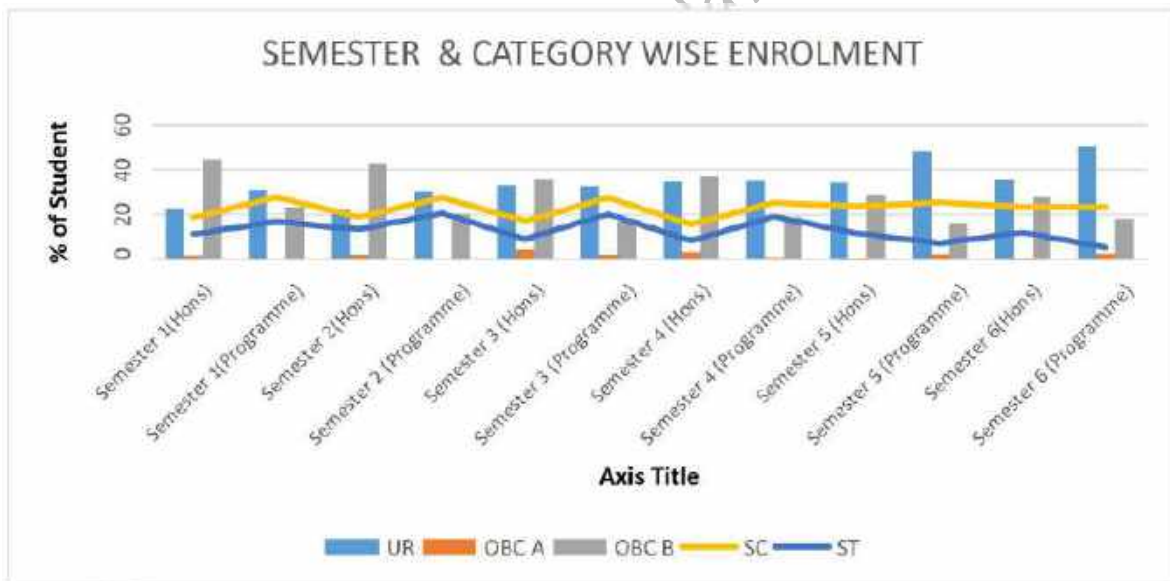
IQAC Co-ordinator
Chhatna Chandidas Mahavidyalaya

Malavika Sinha

Principal
Chhatna Chandidas Mahavidyalaya
Chhatna, Bankura



(Sources: Enrolment Sheet provided by the University, 2024 April) Figure No.6



(Sources: Enrolment Sheet provided by the University, 2024 April)

Figure. 7



P. Kumbhakar

IQAC Co-ordinator
Chhatna Chandidas Mahavidyalaya

Malavika Sinha

Principal
Chhatna Chandidas Mahavidyalaya
Chhatna, Bankura

CHHATNA CHANDIDAS MAHAVIDYALAYA
ENROLMENT REPORT 2022-23
(Semester 1st to 6th)
Hons & Programme Courses

Figure 1: SEMESTER WISE ENROLMENT (2022-23)

The enrolment ratio in Honours courses is more or less similar in contrast to the enrolment ratio in programme courses. A sudden fall is noticeable in the second semester programme courses during student enrolment.

Figure 2: Semester & Course Female Male Student Enrolment Ratio(1st to 6th) 2022-23

The illustration reveals that the enrolment of male student in First semester Programme courses is the highest in female male enrolment ratio. The enrolment of the female student in First semester Programme courses is the second highest in female male enrolment ratio.

Figure 3. Semester Wise Male Female Enrolment (2022-23)

The percentage of female student enrolment is found higher in all semesters (1st to 6th sem) compared to the percentage of male student enrolment. The percentage of male student enrolment is found very low in second semester (41.34%).



P. Kumbhakar

IQAC Co-ordinator
Chhatna Chandidas Mahavidyalaya

Principal
Chhatna Chandidas Mahavidyalaya
Chhatna, Bankura

Figure 4: Semester Wise Female Male Enrolment Ratio

Number of female enrolment is comparatively high in all semesters. Dropout rate is comparatively high among the male students.

Figure 5: STUDENT ENROLMENT RATIO OF CREAMY & NON CREAMY LAYER (2022-23) ALL SEMESTER

There is parity in creamy and non-creamy layer of students in enrolment ratio. In male female enrolment ratio among UR, OBC (A), OBC(B) categories, the male enrolment varies from 523-878 students per thousand of female enrolment.

Figure 6: Female Male Enrolment Ratio

There is a parity in female male enrolment ratio in 1st, 5th and 6th sem. There is also uniformity in the percentage of category wise male female enrolment ratio except in OBC(B) category. Number of male in per thousand female is lower in almost all category except in SC and ST category.

Figure 7: SEMESTER & CATEGORY WISE ENROLMENT

In semester and course wise male female enrolment ratio, the male student enrolled in Honours course is much lower than enrolled female students in Honours course. In the programme course the situation is contrary. In category wise male female enrolment ratio, the percentage of female enrolment is higher in all categories except in OBC (B) category which shows the higher percentage of male enrolment.

P. Kumbhakar

IQAC Co-ordinator
Chhatna Chandidas Mahavidyalaya

Malavika Sinha

Principal
Chhatna Chandidas Mahavidyalaya
Chhatna, Bankura



Remedies:

1. Mentorship programs are to be initiated where certain teachers specially engaged in this programme provide support and guidance to students helping them stay engaged and motivated.
2. Encourage parental involvement through workshop, meetings and events to help parents understand the importance of education and how they can support the students at home.
3. Improved infrastructure comprising better facilities, enriched library and access to technology is advocated to create a more conducive learning environment.
4. Teachers' training and support are to be provided to enhance their teaching methods and create a more engaging classroom experience.
5. Community outreach programmes are to be organized to raise awareness about the importance of education and to identify and address the specific challenges that lead to student dropout.
6. Mental health awareness and support services are to be promoted to address emotional or psychological challenges to learning.



P. Kumbhakar
IQAC Co-ordinator
Chhatna Chandidas Mahavidyalaya

Malavika Sinha
Principal
Chhatna Chandidas Mahavidyalaya
Chhatna, Bankura

Semester and Course Wise Male Female Enrolment Ratio (2022-23)

	FEMALE		MALE				
2022-23	Hons.	PROGRAMME	HONS	PROGRAMME	Total Female	Total Male	Total
Semester 1	105	176	44	227	281	271	552
Semester 2	91	136	35	125	227	160	387
Semester 3	57	123	30	109	180	139	319
Semester 4	56	92	27	81	148	108	256
Semester 5	72	75	38	89	147	127	274
Semester 6	70	70	37	77	140	114	254
Total (2022)	451	672	211	708	1123	919	2042
					54.99%	45.01%	

Category Wise Male Female Enrolment Ratio 2022-23

Category	Male	Female	Total	% of Male	% of Female	% of Students
UR	324	369	693	46.75	53.24	34.20%
OBC A	15	17	32	46.87	53.12	1.57%
OBC B	179	342	521	65.64	34.35	25.71%
SC	244	243	487	49.89	50.10	24.03%
ST	150	143	293	48.80	51.19	14.46%
			2042			

Male Female Enrolment Ratio (Male per thousand of Female) (1st to 6th Semester) 2022-23

Category	Number of Male per thousand of Female
UR	878/1000
OBC A	882/1000
OBC B	523/1000
SC	1004/1000
ST	1048/1000



P. Kumbhakar

IQAC Co-ordinator
Chhatna Chandidas Mahavidyalaya

Malavika Sinha

Principal
Chhatna Chandidas Mahavidyalaya
Chhatna, Bankura

Enrolment Ratio Programme and Hons. Courses 1st to 6th Semester, 2022-23

2022-23 ENROLMENT	HONS	PROHRAMME	Total
Female	451	672	1123
Male	211	708	919
Total	662	1380	2042
2022-23 ENROLMENT	HONS	PROGRAMME	
	32.41%	67.58%	

(Sources: Enrolment Sheet provided by the University, 2024 April)

Category and Semester Wise Enrolment Ratio 2022-23

	UR	OBC A	OBC B	SC	ST	TOTAL
Semester 1(Hons)	34	3	67	28	17	149
Semester 1(Programme)	127	1	95	112	68	403
Semester 2(Hons)	28	3	54	24	17	126
Semester 2 (Programme)	80	1	54	72	54	261
Semester 3 (Hons)	29	4	31	15	8	87
Semester 3 (Programme)	76	5	40	64	47	232
Semester 4 (Hons)	29	3	31	13	7	83
Semester 4 (Programme)	61	2	33	44	33	173
Semester 5 (Hons)	38	1	32	26	13	110
Semester 5 (Programme)	79	4	27	42	12	164
Semester 6(Hons)	38	1	30	25	13	107
Semester 6 (Programme)	74	4	27	34	8	147
	693	32	521	499	297	2042

(Sources: Enrolment Sheet provided by the University, 2024 April)

P. Kumbhakar

IQAC Co-ordinator
Chhatna Chandidas Mahavidyalaya



Malavika Sinha

Principal
Chhatna Chandidas Mahavidyalaya
Chhatna, Bankura

Category and Gender Wise Enrolment Ratio 2022-23

	UR	OBC A	OBC -B	SC	ST	TOTAL
Semester 1(Hons) Male	3	1	22	11	7	44
Semester 1(Hons) Female	31	2	45	17	10	105
Semester 1(Programme) Male	63	0	61	70	33	227
Semester 1(Programme) Female	64	1	34	42	35	176
Semester 2(Hons) Male	2	1	17	8	7	35
Semester 2(Hons) Female	26	2	37	16	10	91
Semester 2 (Programme) Male	33	0	28	41	23	125
Semester 2(Programme) Female	47	1	26	31	31	136
Semester 3(Hons) Male	6	2	9	7	6	30
Semester 3 (Hons) Female	23	2	22	8	2	57
Semester 3 (Programme) Male	36	2	16	35	20	109
Semester 3(Programme) Female	40	3	24	29	27	123
Semester 4(Hons) Male	6	2	9	5	5	27
Semester 4(Hons) Female	23	1	22	8	2	56
Semester 4 (Programme) Male	30	2	12	25	12	81
Semester 4 (Programme) Female	31	0	21	19	21	92
Semester 5 (Hons) Male	12	0	10	10	6	38
Semester 5 (Hons) Female	26	1	22	16	7	72
Semester 5 (Programme) Male	40	1	19	23	6	89
Semester 6 (Programme) Female	39	3	8	19	6	75
Semester 6 (Hons) Male	12	0	10	9	6	37
Semester 6(Hons) Female	26	1	20	16	7	70
Semester 6 (Programme) Male	36	1	19	17	4	77
Semester 6 (Programme) Female	38	3	8	17	4	70
	693	32	521	499	297	2042

(Sources: Enrolment Sheet provided by the University, 2024 April)



P. Kumbhakar

IQAC Co-ordinator
Chhatna Chandidas Mahavidyalaya

Malavika Sinha

Principal
Chhatna Chandidas Mahavidyalaya
Chhatna, Bankura

Category and Gender Wise Enrolment Ratio 2022-23

	UR	OBC A	OBC B	SC	ST	TOTAL
Semester 1(Hons)	22.81879	2.013423	44.96644	18.79195	11.4094	100
Semester 1(Programme)	31.51365	0.248139	23.5732	27.79156	16.87345	100
Semester 2(Hons)	22.22222	2.380952	42.85714	19.04762	13.49206	100
Semester 2 (Programme)	30.65134	0.383142	20.68966	27.58621	20.68966	100
Semester 3 (Hons)	33.33333	4.597701	35.63218	17.24138	9.195402	100
Semester 3 (Programme)	32.75862	2.155172	17.24138	27.58621	20.25862	100
Semester 4 (Hons)	34.93976	3.614458	37.3494	15.66265	8.433735	100
Semester 4 (Programme)	35.26012	1.156069	19.07514	25.43353	19.07514	100
Semester 5 (Hons)	34.54545	0.909091	29.09091	23.63636	11.81818	100
Semester 5 (Programme)	48.17073	2.439024	16.46341	25.60976	7.317073	100
Semester 6(Hons)	35.51402	0.934579	28.03738	23.36449	12.14953	100
Semester 6 (Programme)	50.34014	2.721088	18.36735	23.12925	5.442177	100



P. Kumbhakar

IQAC Co-ordinator
Chhatna Chandidas Mahavidyalaya

Malavika Sinha

Principal
Chhatna Chandidas Mahavidyalaya
Chhatna, Bankura